

# MOSIER

AUTOMATION INC.

## SMC PNEUMATICS PRODUCT SELECTION GUIDE

OVER \$500,000 OF IN-STOCK PRODUCT AT MOSIER AUTOMATION-READY TO SHIP!



### Table of Contents

Filter/Regulator Lubricator Combination Units	1
Filters	1
Regulators	2
Lubricators	3
Filter/Regulator Combination	3
Gauges	3
Lockout Valves	3
Soft Start Valves	4
Hand Operated/Mechanical Valves	5
Solenoid Valves	5
Mufflers	9
Proportional Control Valves	10
Quick Exhaust Valves	10
Digital Pressure Switches	10
Floating Joint	10
Actuators	10
Fittings	15



**AC**

**FILTER-REGULATOR-LUBRICATOR**

<b>PART NUMBER</b>	<b>FILTER-REGULATOR - LUBRICATOR COMBO UNIT, NPT PORTS, WITH GAGES, 145 PSI MAX</b>
AC20-N01G-CZ	1/8" PORTS
AC20-N01CG-CZ	1/8" PORTS, FLOAT TYPE AUTO DRAIN - N.C.
AC30-N02G-Z	1/4" PORTS
AC30-N02CG-Z	1/4" PORTS, FLOAT TYPE AUTO DRAIN - N.C.
AC30-N03G-Z	3/8" PORTS
AC30-N03CG-Z	3/8" PORTS, FLOAT TYPE AUTO DRAIN - N.C.
AC40-N04G-Z	1/2" PORTS
AC40-N04CG-Z	1/2" PORTS, FLOAT TYPE AUTO DRAIN - N.C.
AC50-N06G-Z	3/4" PORTS
AC50-N06CG-Z	3/4" PORTS, FLOAT TYPE AUTO DRAIN -N.C.
AC60-N10G-Z	1" PORTS
AC60-N10CG-Z	1" PORTS, FLOAT TYPE AUTO DRAIN - N.C.



**AC-A**

**FILTER/REGULATOR-LUBRICATOR**

<b>PART NUMBER</b>	<b>FILTER/REGULATOR - LUBRICATOR, NPT PORTS, WITH GAGES, 145 PSI MAX</b>
AC20A-N01G-CZ	1/8"
AC20A-N01CG-CZ	1/8" PORTS, FLOAT TYPE AUTO DRAIN - N.C.
AC30A-N02G-Z	1/4"
AC30A-N02CG-Z	1/4" PORTS, FLOAT TYPE AUTO DRAIN - N.C.
AC30A-N03G-Z	3/8"
AC30A-N03CG-Z	3/8" PORTS, FLOAT TYPE AUTO DRAIN - N.C.
AC40A-N04G-Z	1/2"
AC40A-N04CG-Z	1/2" PORTS, FLOAT TYPE AUTO DRAIN - N.C.



**AF/AFM**

**AIR FILTER, MODULAR STYLE**

<b>PART NUMBER</b>	<b>AIR FILTER COMPLETE, 1/8"- 1" NPT PORTS</b>
AF20-N01-CZ	1/8" port, Manual, bowl guard
AF20-N01C-CZ	1/8" port, Auto (n/c), bowl guard
AF30-N02-Z	1/4" port, Manual, bowl guard
AF30-N02C-Z	1/4" port, Auto (n/c), bowl guard
AF30-N03-Z	3/8" port, Manual, bowl guard
AF30-N03C-Z	3/8" port, Auto (n/c), bowl guard
AF40-N04-Z	1/2" port, Manual, bowl guard
AF40-N04C-Z	1/2" port, Auto (n/c), bowl guard
AF50-N06-Z	3/4" port, Manual, bowl guard
AF50-N06C-Z	3/4" port, Auto (n/c), bowl guard
AF60-N10-Z	1" port, Manual, bowl guard
AF60-N10C-Z	1" port, Auto (n/c), bowl guard
<b>PART NUMBER</b>	<b>MIST SEPARATORS COMPLETE, 1/4" - 3/8" NPT PORTS</b>
AFM20-N02-CZ	1/4" Mist Separator Manual
AFM30-N03-Z	3/8" Mist Separator Manual
AFM40-N04-Z	1/2" Mist Separator Manual
AFM20-N02C-CZ	1/4" Mist Separator Auto (n/c)
AFM30-N03C-Z	3/8" Mist Separator Auto (n/c)
AFM40-N04C-Z	1/2" Mist Separator Auto (n/c)



**AF/NAF**

**FILTER, LARGE FLOW TYPE**

<b>PART NUMBER</b>	<b>LARGE FLOW AIR FILTER, 1-1/4" - 2" NPT PORTS</b>
NAF800-N12	1-1/4" port, Manual, bowl guard
NAF810-N12	1-1/4" port, Auto (n/c), bowl guard
NAF800-N14	1-1/2" port, Manual, bowl guard
NAF810-N14	1-1/2" port, Auto (n/c), bowl guard
NAF900-N20	2" port, Manual, bowl guard
NAF911-N20	2" port, Auto (n/o), bowl guard

<b>PART NUMBER</b>	<b>ACCESSORIES</b>
AF20P-050AS	AF20 Bracket Assembly
AF30P-050AS	AF30 Bracket Assembly
AF40P-050AS	AF40 Bracket Assembly
AF50P-050AS	AF50 / AF60 Bracket Assembly



**AR**

**PRESSURE REGULATOR, MODULAR**

<b>PART NUMBER</b>	<b>PRESSURE REGULATOR COMPLETE, 1/8"- 1" NPT PORTS, WITH SEPARATE GAGE</b>
AR20-N01G-1Z	1/8" port, 30psi
AR20-N01G-Z	1/8" port
AR20K-N02BG-Z	1/4" port, with bracket, back flow
AR30K-N02G-Z	1/4" port, back flow
AR30-N02G-1Z	1/4" port, 30psi
AR30-N02G-Z	1/4" port
AR30K-N03G-Z	3/8" port, back flow
AR30-N03G-Z	3/8" port
AR40-N04G-Z	1/2" port
AR50-N06G-Z	3/4" port
AR60-N10G-Z	1" port

<b>PART NUMBER</b>	<b>ACCESSORIES</b>
AR20P-270AS	AR20 Bracket Assembly
AR30P-270AS	AR30 Bracket Assembly
AR40P-270AS	AR40 Bracket Assembly
AR50P-270AS	AR50 & AR60 Bracket Assembly



**IR**

**PRESSURE REGULATOR, PRECISION**

<b>PART NUMBER</b>	
IR2010-N02	1/4" Precision Regulator 58 PSI
IR2020-N02	1/4" Precision Regulator 116 PSI

<b>PART NUMBER</b>	<b>ACCESSORY</b>
P36202028	IR 2000 Bracket



**AR/NAR**

**PILOT OPERATED PRESSURE REGULATOR**

<b>PART NUMBER</b>	<b>0.85 MPA PRESSURE SETTING, 1/4" - 2" NPT PORTS</b>
NAR425-N02	1/4" Pilot Operated Regulator
NAR425-N03	3/8" Pilot Operated Regulator
NAR425-N04	1/2" Pilot Operated Regulator
NAR625-N06	3/4" Pilot Operated Regulator
NAR625-N10	1" Pilot Operated Regulator
NAR825-N12	1-1/4" Pilot Operated Regulator
NAR825-N14	1-1/2" Pilot Operated Regulator
AR925-N20G	2" Pilot Operated Regulator

<b>PART NUMBER</b>	<b>ACCESSORIES</b>
B24P	AR425 Bracket
B25P	AR625 Bracket



**AL**

**LUBRICATOR, MODULAR**

PART NUMBER	LUBRICATOR COMPLETE, 1/8"- 1" NPT PORTS
AL20-N01-Z	1/8" port, standard, metal bowl
AL30-N02-Z	1/4" port, standard
AL30-N03-Z	3/8" port, standard
AL40-N04-Z	1/2" port, standard
AL50-N06-Z	3/4" port, standard
AL60-N10-Z	1" port, standard



**AW**

**FILTER/REGULATOR COMBO**

PART NUMBER	FILTER/REGULATOR COMBO, 1/8"- 3/4" NPT, WITH SEPARATE GAGE
AW20-N01G-CZ	1/8" Filter/ Reg. Combo, manual drain
AW20-N01CG-CZ	1/8" Filter/ Reg. Combo, auto drain
AW30-N02G-Z	1/4" Filter/ Reg. Combo, manual drain
AW30-N02CG-Z	1/4" Filter/ Reg. Combo, auto drain
AW30-N03G-Z	3/8" Filter/ Reg. Combo, manual drain
AW30-N03CG-Z	3/8" Filter/ Reg. Combo, auto drain
AW40-N04G-Z	1/2" Filter/ Reg. Combo, manual drain
AW40-N04CG-Z	1/2" Filter/ Reg. Combo, auto drain
AW60-N06G-Z	3/4" Filter/ Reg. Combo, manual drain
AW60-N06CG-Z	3/4" Filter/ Reg. Combo, auto drain



**K**

**STANDARD PRESSURE GAUGE**

PART NUMBER	GAUGE
K40-MP0.2-N01MS	1.5" Face, 1/8" con, 30psi, back mt.
K40-MP0.4-N01MS	1.5" Face, 1/8" con, 60psi, back mt.
K40-MP1.0-N01MS	1.5" Face, 1/8" con, 160psi, back mt.
K50-MP0.2-N01MS	2" Face, 1/8" con, 30psi, back mt.
K50-MP0.4-N01MS	2" Face, 1/8" con, 60psi, back mt.
K50-MP1.0-N01MS	2" Face, 1/8" con, 160psi, back mt.
K50-MP2.0-N01MS	2" Face, 1/8" con, 300psi, back mt.
K50-MP0.2-N02MS	2" Face, 1/4" con, 30psi, back mt.
K50-MP0.4-N02MS	2" Face, 1/4" con, 60psi, back mt.
K50-MP1.0-N02MS	2" Face, 1/4" con, 160psi, back mt.



**VHS**

**LOCKOUT VALVE/RESIDUAL PRESSURE EXHAUST**

PART NUMBER	1/4" - 1" NPT PORTS
VHS20-N02-Z	1/4" AC20 body size, Residual Pressure Exhaust 3 Port Valve
VHS30-N02-Z	1/4" AC30 body size, Residual Pressure Exhaust 3 Port Valve
VHS30-N03-Z	3/8" AC30 body size, Residual Pressure Exhaust 3 Port Valve
VHS40-N04-Z	1/2" AC40 body size, Residual Pressure Exhaust 3 Port Valve
VHS50-N06-Z	3/4" AC50 or 60 body size, Residual Pressure Exhaust 3 Port Valve
VHS50-N10-Z	1" AC50 or 60 body size, Residual Pressure Exhaust 3 Port Valve



**NAV**

**SOFT START VALVE**

<b>PART NUMBER</b>	<b>NAV2000/3000/4000/5000 SOFT START-UP VALVE</b>
NAV2000-N02-5DZ	1/4" AV20 24VDC Coil
NAV2000-N02-3DZ	1/4" AV20 120VAC Coil
NAV3000-N03-5DZ	3/8" AV30 24VDC Coil
NAV3000-N03-3DZ	3/8" AV30 120VAC Coil
NAV4000-N04-5DZ	1/2" AV40 24VDC Coil
NAV4000-N04-3DZ	1/2" AV40 120VAC Coil
NAV5000-N06-3DZ	3/4" AV50 / AV60 120VAC Coil
NAV5000-N06-5DZ	3/4" AV50 / AV60 24VDC Coil
NAV5000-N10-3DZ	1" AV50 / AV60 120VAC Coil
NAV5000-N10-5DZ	1" AV50 / AV60 24VDC Coil

**FRL ACCESSORIES**

**BRACKETS/ADAPTERS/MISC**

<b>PART NUMBER</b>	<b>MISCELLANEOUS</b>
Y200	AC20 Spacer
Y300	AC30 Spacer
Y400	AC40 Spacer
Y600	AC50 & AC60 Spacer
Y200T	AC20 Spacer with Bracket
Y300T	AC30 Spacer with Bracket
Y400T	AC40 Spacer with Bracket
Y600T	AC50 & AC60 Spacer with Bracket
Y210-N01	1/8" AC20 T TYPE SPACER ATTACHMENT
Y310-N02	1/4" AC30 T
Y410-N03	3/8" AC40T
Y610-N03	3/8" AC50 / AC60 T
Y610-N04	1/2" AC50 / AC60 T
Y24-N01	1/8" AC20 Cross
Y34-N02	1/4" AC30 Cross
Y44-N03	3/8" AC40 Cross
E200-N01	1/8" AC20 NPT Pipe Adapter
E200-N02	1/4" AC20 NPT Pipe Adapter
E300-N02	1/4" AC30 NPT Pipe Adapter
E300-N03	3/8" AC30 NPT Pipe Adapter
E400-N03	3/8" AC40 NPT Pipe Adapter
E400-N04	1/2" AC40 NPT Pipe Adapter
E400-N06	3/4" AC40 NPT Pipe Adapter
E600-N06	3/4" AC50 / AC60 NPT Pipe Adapter
E600-N10	1" AC50 / AC60 NPT Pipe Adapter
E200-01	1/8" AC20 Rc Pipe Adapter
E200-02	1/4" AC20 Rc Pipe Adapter
E300-02	1/4" AC30 Rc Pipe Adapter
E300-03	3/8" AC30 Rc Pipe Adapter
E400-03	3/8" AC40 Rc Pipe Adapter
E400-04	1/2" AC40 Rc Pipe Adapter
E400-06	3/4" AC40 Rc Pipe Adapter
E600-06	3/4" AC50 / AC60 Rc Pipe Adapter
E600-10	1" AC50 / AC60 Rc Pipe Adapter



**VH**

**HAND OPERATED VALVES**

PART NUMBER	
VH200-N02	Hand valve, 1/4" npt, 3 pos. closed ctr
VH202-N02	Hand valve, 1/4" npt, 2 pos. closed ctr.
VH300-N03	Hand valve, 3/8" npt, 3 pos. closed ctr
VH302-N03	Hand valve, 3/8" npt, 2 pos. closed ctr.
VH400-N04	Hand valve, 1/2" npt, 3 pos. closed ctr
VH402-N04	Hand valve, 1/2" npt, 2 pos. closed ctr.



**NVM**

**MECHANICAL VALVE**

PART NUMBER	100/200 SERIES, 3 PORT
NVM130-N01-00	Mechanical Valve, BASIC STYLE , Cv = 0.14
NVM130-N01-08	Mechanical Valve, FLIP TOGGLE, Cv = 0.14
NVM131-N01-01S	Mechanical Valve, ROLLER LEVER, STEEL, Cv = 0.14
NVM131-N01-02	Mechanical Valve, ONE WAY OPERATION ROLLER LEVER, Cv = 0.14
NVM130-N01-05	Mechanical Valve, STRAIGHT PLUNGER, Cv = 0.14
NVM130-N01-06S	Mechanical Valve, ROLLER PLUNGER, STEEL, Cv = 0.14
NVM130-N01-07	Mechanical Valve, CROSS ROLLER PLUNGER, Cv = 0.14
NVM230-N02-00	Mechanical Valve, BASIC STYLE ROLLER ACTUATOR, Cv = 1.0



**NVFR/VFR**

**NVFR/VFR 2000 SOLENOID VALVE**

PART NUMBER	NON-PLUG IN STYLE, WITH SUB PLATE, NPT 1/4"
NVFR2110-3DZ-02T	Non-Plug in style, 2 position single. 110VAC, 1/4NPTF sub plate, Cv = 0.62 - 0.70
NVFR2210-3DZ-02T	Non-Plug in style, 2 position double. 110VAC, 1/4NPTF sub plate, Cv = 0.62 - 0.74
NVFR2310-3DZ-02T	Non-Plug in style, 2 position closed center. 110VAC, 1/4NPTF sub plate, Cv = 0.36 - 0.41
NVFR2110-5DZ-02T	Non-Plug in style, 2 position single. 24VDC, 1/4NPTF sub plate, Cv = 0.62 - 0.70
NVFR2210-5DZ-02T	Non-Plug in style, 2 position double. 24VDC, 1/4NPTF sub plate, Cv = 0.62 - 0.74
NVFR2310-5DZ-02T	Non-Plug in style, 2 position closed center. 24VDC, 1/4NPTF sub plate, Cv = 0.36 - 0.41

PART NUMBER	PLUG-IN STYE, WITH SUB PLATE, NPT 1/4"
NVFR2100-5FZ-02T	Valve, single sol, 24vdc, sub-plate, Cv = 0.62 - 0.70
NVFR2200-5FZ-02T	Valve, double sol, 24vdc, sub-plate, Cv = 0.62 - 0.74
NVFR2300-5FZ-02T	Valve, double sol closed ctr, 24vdc, sub-plate, Cv = 0.36 - 0.41

PART NUMBER	PLUG-IN STYE
NVFR2100-3FZ	Plug in style, 2 position single. 110VAC, Cv = 0.62 - 0.70
NVFR2200-3FZ	Plug in style, 2 position double. 110VAC, Cv = 0.62 - 0.74
NVFR2300-3FZ	Plug in style, 2 position closed center. 110VAC, Cv = 0.36 - 0.41
NVFR2100-5FZ	Plug in style, 2 position single. 24VDC, Cv = 0.62 - 0.70
NVFR2200-5FZ	Plug in style, 2 position double. 24VDC, Cv = 0.62 - 0.74
NVFR2300-5FZ	Plug in style, 2 position closed center. 24VDC, Cv = 0.36 - 0.41

PART NUMBER	VFR2000 MANIFOLDS, PLUG-IN TYPE W/ TERMINAL BLOCK, 1/4" NPT PORTS
NV5FR2-01T-021-02T	2 station manifold, plug in style
NV5FR2-01T-041-02T	4 station manifold, plug in style
NV5FR2-01T-061-02T	6 station manifold, plug in style
NV5FR2-01T-081-02T	8 station manifold, plug in style

PART NUMBER	VFR 2000 SUBPLATE
SPF0191-02	Plug in style subplate, side ported, 1/4" NPT

PART NUMBER	VFR2000 BLANKING PLATE
VVFS2000-10A	Blank Plate



NVFR/VFR

NVFR/VFR 3000 SOLENOID VALVE

PART NUMBER	NON-PLUG IN STYLE, WITH SUB PLATE, NPT 3/8"
NVFR3110-3DZ-03T	Non-Plug in style, 2 position single. 110VAC, 1/4NPTF sub plate, Cv = 1.9
NVFR3210-3DZ-03T	Non-Plug in style, 2 position double. 110VAC, 1/4NPTF sub plate, Cv = 1.9
NVFR3310-3DZ-03T	Non-Plug in style, 2 position closed center. 110VAC, 1/4NPTF sub plate, Cv = 1.6 - 1.8
NVFR3110-5DZ-03T	Non-Plug in style, 2 position single. 24VDC, 1/4NPTF sub plate, Cv = 1.9
NVFR3210-5DZ-03T	Non-Plug in style, 2 position double. 24VDC, 1/4NPTF sub plate, Cv = 1.9
NVFR3310-5DZ-03T	Non-Plug in style, 2 position closed center. 24VDC, 1/4NPTF sub plate, Cv = 1.6 - 1.8

PART NUMBER	PLUG IN STYLE
NVFR3100-3FZ	Plug in style, 2 position single. 110VAC, Cv = 1.9
NVFR3200-3FZ	Plug in style, 2 position double. 110VAC, Cv = 1.9
NVFR3300-3FZ	Plug in style, 2 position closed center. 110VAC, Cv = 1.6 - 1.8
NVFR3100-5FZ	Plug in style, 2 position single. 24VDC, Cv = 1.9
NVFR3200-5FZ	Plug in style, 2 position double. 24VDC, Cv = 1.9
NVFR3300-5FZ	Plug in style, 2 position closed center. 24VDC, Cv = 1.6 - 1.8

PART NUMBER	MANIFOLDS, PLUG-IN TYPE W/ TERMINAL BLOCK, 3/8" NPT PORTS
NVV5FR3-01T-021-03T	2 station manifold, plug in style
NVV5FR3-01T-041-03T	4 station manifold, plug in style
NVV5FR3-01T-061-03T	6 station manifold, plug in style
NVV5FR3-01T-081-03T	8 station manifold, plug in style

PART NUMBER	SUBPLATE
SPF0281-03-D	Plug in style subplate, side ported, 3/8" NPT

PART NUMBER	VFR3000 BLANKING PLATE
VVFS3000-10A	Blank Plate



SV

SV1000 VALVES -TIE ROD/CASSETE BASE

PART NUMBER	BASE MOUNTED VALVES, Cv = 0.24 - 0.28 (WHEN USED WITH TIE ROD BASE MANIFOLDS)
SV1100-5FU	5 PORT SOLENOID VALVE, 2-POS, SINGLE SOL, INTERNAL PILOT, 24VDC, NON LOCKING
SV1200-5FU	5 PORT SOLENOID VALVE, 2-POS, DOUBLE SOL, INTERNAL PILOT, 24VDC, NON LOCKING
SV1300-5FU	5 PORT SOLENOID VALVE, 3-POS, DOUBLE SOL, INTERNAL PILOT, 24VDC, NON LOCKING

PART NUMBER	SV1000 MANIFOLD BLOCK ASSEMBLIES, TIE ROD BASE
SV1000-50-1A-N3	MANIFOLD BLOCK 5/32 PTC (SNG)
SV1000-50-1A-N7	MANIFOLD BLOCK 1/4 PTC (SNG)
SV1000-50-2A-N3	MANIFOLD BLOCK 5/32 PTC (DBL)
SV1000-50-2A-N7	MANIFOLD BLOCK 1/4 PTC (DBL)

PART NUMBER	SV1000 MANIFOLD END BLOCK ASSEMBLY
SV1000-52U-1AS-N9-D0	END BLOCK, TIE ROD BASE

PART NUMBER	SV1000 MANIFOLD BLOCK ASSEMBLY
SV1000-51D-11AS-N9-D0	SUP/EXH BLOCK FOR EX250 SERIAL INTERFACE UNIT
SV1000-51D-18AS-N9-D0	SUP/EXH BLOCK EX120 DEDICATED OUTPUT SERIAL UNIT
SV1000-51D2-13AS-N9-D0	SUP/EXH BLOCK D-SUB UNIT

PART NUMBER	SV1000 TIE RODS
SV1000-55-1-4	TIE ROD - 4 STATION
SV1000-55-1-8	TIE ROD - 8 STATION

PART NUMBER	SV1000 REGULATOR
SV1000-N0-P	INTERFACE REGULATOR

PART NUMBER	SV1000 BLANKING PLATE
SV1000-67-1A	BLANKING PLATE ASSEMBLY - SINGLE



SV

### SV2000 VALVES -TIE ROD/CASSETTE BASE

PART NUMBER	BASE MOUNTED VALVES, Cv = 0.46 - 0.48, (WHEN USED WITH TIE ROD BASE MANIFOLDS)
SV2100-5FU	5 PORT SOLENOID VALVE, 2-POS, SINGLE SOL, INTERNAL PILOT, 24VDC, NON LOCKING
SV2200-5FU	5 PORT SOLENOID VALVE, 2-POS, DOUBLE SOL, INTERNAL PILOT, 24VDC, NON LOCKING
SV2300-5FU	5 PORT SOLENOID VALVE, 3-POS, DOUBLE SOL, INTERNAL PILOT, 24VDC, NON LOCKING

PART NUMBER	SV2000 MANIFOLD BLOCK
SV2000-50-1A-N3	MANIFOLD BLOCK 5/32 PTC (SNG)
SV2000-50-1A-N7	MANIFOLD BLOCK 1/4 PTC (SNG)
SV2000-50-2A-N3	MANIFOLD BLOCK 5/32 PTC (DBL)
SV2000-50-2A-N7	MANIFOLD BLOCK 1/4 PTC (DBL)

PART NUMBER	SV2000 MANIFOLD END BLOCK ASSEMBLY
SV2000-52U-1AS-N11-D0	END BLOCK

PART NUMBER	SV2000 MANIFOLD BLOCK ASSEMBLY
SV2000-51D-11AS-N11-D0	SUP/EXH BLOCK FOR EX250 SERIAL INTERFACE UNIT
SV2000-51D-18AS-N11-D0	SUP/EXH BLOCK FOR EX120 DEDICATED OUTPUT SERIAL UNIT
SV2000-51D2-13AS-N11-D0	SUP/EXH BLOCK FOR D-SUB UNIT

PART NUMBER	SV2000 TIE RODS
SV2000-55-1-4	TIE ROD - 4 STATION
SV2000-55-1-8	TIE ROD - 8 STATION

PART NUMBER	SV2000 REGULATOR
SV2000-N0-P	INTERFACE REGULATOR

PART NUMBER	SV2000 BLANKING PLATE
SV2000-67-1A	BLANKING PLATE ASSEMBLY - SINGLE



SV

### SV3000 VALVES -TIE ROD BASE

PART NUMBER	BASE MOUNTED VALVES, Cv = 0.91 - 0.93 (WHEN USED WITH TIE ROD BASE TYPE MANIFOLDS)
SV3100-5FU	5 PORT SOLENOID VALVE, 2-POS, SINGLE SOL, INTERNAL PILOT, 24VDC, NON LOCKING
SV3200-5FU	5 PORT SOLENOID VALVE, 2-POS, DOUBLE SOL, INTERNAL PILOT, 24VDC, NON LOCKING
SV3300-5FU	5 PORT SOLENOID VALVE, 3-POS, DOUBLE SOL, INTERNAL PILOT, 24VDC, NON LOCKING

PART NUMBER	SV3000 MANIFOLD BLOCK ASSEMBLIES, TIE ROD BASE
SV3000-50-1A-N7	MANIFOLD BLOCK 1/4 PTC - SINGLE SOLENOID VALVE TYPE
SV3000-50-1A-N11	MANIFOLD BLOCK 3/8 PTC - SINGLE SOLENOID VALVE TYPE
SV3000-50-2A-N7	MANIFOLD BLOCK 1/4 PTC - DOUBLE SOLENOID VALVE TYPE
SV3000-50-2A-N11	MANIFOLD BLOCK 3/8 PTC - DOUBLE SOLENOID VALVE TYPE

PART NUMBER	SV3000 MANIFOLD END BLOCK ASSEMBLY
SV3000-52U-1AS-N11-D0	END BLOCK ASSEMBLY

PART NUMBER	SV3000 MANIFOLD BLOCK ASSEMBLY
SV3000-51D-11AS-N11-D0	SUP/EXH BLOCK FOR EX250 SERIAL INTERFACE UNIT
SV3000-51D-18AS-N11-D0	SUP/EXH BLOCK FOR EX120 DEDICATED OUTPUT SERIAL UNIT
SV3000-51D2-13AS-N11-D0	SUP/EXH BLOCK FOR D-SUB UNIT

PART NUMBER	TIE RODS
SV3000-55-1-4	TIE ROD - 4 STATION
SV3000-55-1-6	TIE ROD - 6 STATION
SV3000-55-1-8	TIE ROD - 8 STATION

PART NUMBER	SV3000 REGULATOR
SV3000-N0-P	INTERFACE REGULATOR

PART NUMBER	SV3000 BLANKING PLATE
SV3000-67-1A	BLANKING PLATE ASSEMBLY - SINGLE

EX

## SV ACCESSORIES

<b>VALVE ACCESSORY</b>	<b>SERIAL COMMS ACCESSORY - SV1000/SV2000/SV3000 TIE ROD BASE</b>
EX250-SDN1-X102	SV1000/SV2000/SV3000 SERIAL INTERFACE UNIT W/ E-STOP OPTION - DEVICENET
<b>VALVE ACCESSORY</b>	<b>SERIAL COMMS ACCESSORY, SV TYPES</b>
EX150-SDN1-X98	SERIAL INTERFACE UNIT, DEVICENET, 16 POINT OUTPUT MAX.
<b>VALVE ACCESSORY</b>	<b>SERIAL COMMS ACCESSORY SV1000/SV2000/SV3000/SV4000 TIE-ROD BASE</b>
EX120-SCS1	SERIAL INTERFACE UNIT - OMRON COMPOBUS
<b>VALVE ACCESSORY</b>	<b>ACCESSORY</b>
EX250-EA1	END PLATE ASSY FOR EX250
SV1000-78A	CLAMP ASSY FOR EX250
<b>VALVE ACCESSORY</b>	<b>25 PIN D-SUB CONNECTORS/CABLES</b>
AXT100-DS25-015	D-SUB CONNECTOR/CABLE ASSEMBLY - 1.5M
AXT100-DS25-030	D-SUB CONNECTOR/CABLE ASSEMBLY - 3.0M
AXT100-DS25-050	D-SUB CONNECTOR/CABLE ASSEMBLY - 5.0M



SY

## SY5000 VALVES

<b>PART NUMBER</b>	<b>BASE MOUNTED VALVES - DIN TERMINAL WITH CONNECTOR, INTERNAL PILOT</b>
SY5140-5DZ	5 PORT SOLENOID VALVE, 2-POS, SINGLE SOLENOID, 24VDC, NON-LOCKING, Cv = 0.64-0.66
SY5240-5DZ	5 PORT SOLENOID VALVE, 2-POS, DOUBLE SOLENOID, 24VDC, NON-LOCKING, Cv = 0.64-0.66
SY5340-5DZ	5 PORT SOLENOID VALVE, 3-POS, DOUBLE SOLENOID, 24VDC, NON LOCKING, Cv = 0.47-0.50
SY5140-3DZ	5 PORT SOLENOID VALVE, 2-POS, SINGLE SOLENOID, 110VAC, NON-LOCKING, Cv = 0.64-0.66
SY5240-3DZ	5 PORT SOLENOID VALVE, 2-POS, DOUBLE SOLENOID, 110VAC, NON-LOCKING, Cv = 0.64-0.66
SY5340-3DZ	5 PORT SOLENOID VALVE, 3-POS, DOUBLE SOLENOID, 110VAC, NON LOCKING, Cv = 0.47-0.50

<b>PART NUMBER</b>	<b>BASE MOUNTED VALVES - M8 CONNECTOR - NO CABLE INCLUDED</b>
SY5140-5WO	5 PORT SOLENOID VALVE, 2-POS, SINGLE SOLENOID, 24VDC, NON-LOCKING, Cv = 0.64-0.66
SY5240-5WOU	5 PORT SOLENOID VALVE, 2-POS, DOUBLE SOLENOID, 24VDC, NON-LOCKING, Cv = 0.64 - 0.66
SY5340-5WOU	5 PORT SOLENOID VALVE, 3-POS, DOUBLE SOLENOID, 24VDC, NON LOCKING, Cv = 0.47 - 0.50

<b>PART NUMBER</b>	<b>MANIFOLD ASSEMBLY PARTS FOR BASE MOUNTED SY5000</b>
SX5000-53-1A	END BLOCK ASSEMBLY
SX5000-51-15A	SUP/EXH BLOCK ASSEMBLY
SX5000-50-1A-N7	MANIFOLD BLOCK ASSEMBLY
SX5000-52-1A	END BLOCK ASSEMBLY

<b>PART NUMBER</b>	<b>SUB-PLATE - 1/4" NPT PORTS</b>
SY5000-27-1T	SUBPLATE SY5000

<b>PART NUMBER</b>	<b>BODY PORTED VALVES-1/8" NPT THREADS - DIN TERMINAL WITH CONNECTOR</b>
SY5120-5DZ-01T	5 PORT SOLENOID VALVE, 2-POS, SINGLE SOLENOID, 24VDC, NON-LOCKING, Cv = 0.49-0.61
SY5220-5DZ-01T	5 PORT SOLENOID VALVE, 2-POS, DOUBLE SOLENOID, 24VDC, NON-LOCKING, Cv = 0.49-0.61
SY5320-5DZ-01T	5 PORT SOLENOID VALVE, 3-POS, DOUBLE SOLENOID, 24VDC, NON LOCKING, Cv = 0.45-0.46
SY5120-3DZ-01T	5 PORT SOLENOID VALVE, 2-POS, SINGLE SOLENOID, 110VAC, NON-LOCKING, Cv = 0.49-0.61
SY5220-3DZ-01T	5 PORT SOLENOID VALVE, 2-POS, DOUBLE SOLENOID, 110VAC, NON-LOCKING, Cv = 0.49-0.61
SY5320-3DZ-01T	5 PORT SOLENOID VALVE, 3-POS, DOUBLE SOLENOID, 110VAC, NON LOCKING, Cv = 0.45-0.46

<b>PART NUMBER</b>	<b>ACCESSORY</b>
SX5000-16-1A	BODY PORT VALVE BRACKET - SY5000 TYPE



SY

## SY7000 VALVES

<b>PART NUMBER</b>	<b>BODY PORTED VALVES - 1/4" NPT THREADS - DIN TERMINAL WITH CONNECTOR</b>
SY7120-5DZ-02T	VALVE - SINGLE SOL 24V, Cv = 0.93 - 0.81
SY7220-5DZ-02T	VALVE - DOUBLE SOL 24V, Cv = 0.93 - 0.81
SY7320-5DZ-02T	VALVE - DOUBLE SOL CLSD CENTER 24V, Cv = 0.7 - 0.63
SY7120-3DZ-02T	VALVE - SINGLE SOL 110V, Cv = 0.93 - 0.81
SY7220-3DZ-02T	VALVE - DOUBLE SOL 110V, Cv = 0.93 - 0.81
SY7320-3DZ-02T	VALVE - DOUBLE SOL CLSD CENTER 110V, Cv = 0.7 - 0.63

<b>PART NUMBER</b>	<b>ACCESSORY</b>
SX7000-16-1A	BODY PORT VALVE BRACKET - SY7000 TYPE

**VQZ****VQZ2000 VALVES**

PART NUMBER	BASE MOUNTED VALVES, RUBBER SEAL TYPE, DIN TERMINAL WITH CONNECTOR, INT PILOT
VQZ2151-5YZ	5 PORT SOLENOID VALVE, 2-POS, SINGLE SOLENOID,24VDC, NON-LOCKING, Cv = 0.51 - 0.53
VQZ2251-5YZ	5 PORT SOLENOID VALVE, 2-POS, DOUBLE SOLENOID,24VDC, NON-LOCKING, Cv = 0.51 - 0.53
VQZ2351-5YZ	5 PORT SOLENOID VALVE, 3-POS, DOUBLE SOLENOID,24VDC, NON-LOCKING, Cv = 0.39 - 0.39
VQZ2151-3YZ	5 PORT SOLENOID VALVE, 2-POS, SINGLE SOLENOID, 110VAC, NON-LOCKING, Cv = 0.51 - 0.53
VQZ2251-3YZ	5 PORT SOLENOID VALVE, 2-POS, DOUBLE SOLENOID,110VAC, NON-LOCKING, Cv = 0.51-0.53
VQZ2351-3YZ	5 PORT SOLENOID VALVE, 3-POS, DOUBLE SOLENOID,110VAC, NON-LOCKING, Cv = 0.39-0.39

PART NUMBER	SUB-PLATE - 1/8" NPT PORTS
VQZ2000-S-01T	SUBPLATE

PART NUMBER	MANIFOLDS, VQZ2000 TYPE, 1/4" ONE-TOUCH FITTING, DIN RAIL MOUNT
VV5QZ25-02N7TC-DO	MANIFOLD 2 STATION
VV5QZ25-04N7TC-DO	MANIFOLD 4 STATION
VV5QZ25-06N7TC-DO	MANIFOLD 6 STATION
VV5QZ25-08N7TC-DO	MANIFOLD 8 STATION

PART NUMBER	BLANKING PLATE
VVQZ2000-10A-5	BLANK PLATE

**VQZ****VQZ3000 VALVES**

PART NUMBER	BASE MOUNTED VALVES, RUBBER SEAL TYPE, DIN TERMINAL WITH CONNECTOR, INT PILOT
VQZ3151-5YZ	5 PORT SOLENOID VALVE, 2-POS, SINGLE SOLENOID, 24VDC, NON-LOCKING, Cv = 1.0 - 1.2
VQZ3251-5YZ	5 PORT SOLENOID VALVE, 2-POS, DOUBLE SOLENOID, 24VDC, NON-LOCKING, Cv = 1.0 - 1.2
VQZ3351-5YZ	5 PORT SOLENOID VALVE, 3-POS, DOUBLE SOLENOID,24VDC, NON-LOCKING, Cv = 0.82 - 0.97
VQZ3151-3YZ	5 PORT SOLENOID VALVE, 2-POS, SINGLE SOLENOID, 110VAC, NON-LOCKING, Cv = 1.0 - 1.2
VQZ3251-3YZ	5 PORT SOLENOID VALVE, 2-POS, DOUBLE SOLENOID,110VAC, NON-LOCKING, Cv = 1.0-1.2
VQZ3351-3YZ	5 PORT SOLENOID VALVE, 3-POS, DOUBLE SOLENOID,110VAC, NON-LOCKING, Cv = 0.82-0.97

PART NUMBER	SUB-PLATE - 1/4" NPT PORTS
VQZ3000-S-02T	SUBPLATE

PART NUMBER	MANIFOLDS, VQZ3000 TYPE, 1/4" ONE-TOUCH FITTING, DIN RAIL MOUNT
VV5QZ35-02N7TC-DO	MANIFOLD 2 STATION
VV5QZ35-04N7TC-DO	MANIFOLD 4 STATION
VV5QZ35-06N7TC-DO	MANIFOLD 6 STATION
VV5QZ35-08N7TC-DO	MANIFOLD 8 STATION

PART NUMBER	BLANKING PLATE
VVQZ3000-10A-5	BLANK PLATE

**VQ****VQ4000 VALVES**

PART NUMBER	BASE MOUNTED VALVES, PLUG-IN SUB PLATE, W/ SUB PLATE, 3/8" NPT PORTS
VQ4100-5B-03T	SINGLE SOL, 24VDC, WITH SUBPLATE, LOCKING OVERRIDE, Cv = 1.5 - 1.7
VQ4200-5B-03T	DOUBLE SOL, 24VDC, WITH SUBPLATE, LOCKING OVERRIDE, Cv = 1.5 - 1.7
VQ4100-3B-03T	SINGLE SOL, 110VAC, WITH SUBPLATE, LOCKING OVERRIDE, Cv = 1.5 - 1.7
VQ4200-3B-03T	DOUBLE SOL, 110V, WITH SUBPLATE, LOCKING OVERRIDE, Cv = 1.5 - 1.7

**A - MUFFLERS****GENERAL PURPOSE SILENCER**

PART NUMBER	NAN, SILENCER, GENERAL PURPOSE, NORTH AMERICAN
NAN103-N01	1/8 npt
NAN200-N02	1/4 npt
NAN300-N03	3/8 npt
AN400-N04	1/2 npt



**ITV**

**PROPORTIONAL PRESSURE REGULATOR**

<b>PART NUMBER</b>	<b>ITV1000 TYPE, 200 I/MIN, 0.9 MPA PRESSURE RANGE, 24VDC SUPPLY, 1/4" NPT</b>
ITV1050-04N2N4	4-20 mA SINKING INPUT SIGNAL, 4-20 mA SINKING MONITOR OUTPUT, PSI DISPLAY
ITV1050-31N2N4	0-10 VDC INPUT SIGNAL, 1-5 VDC MONITOR OUTPUT, PSI DISPLAY

<b>PART NUMBER</b>	<b>ITV2000 TYPE, 1500 I/MIN, 0.9 MPA PRESSURE RANGE, 24VDC SUPPLY, 1/4" NPT</b>
ITV2050-04N2N4	4-20 mA SINKING INPUT SIGNAL, 4-20 mA SINKING MONITOR OUTPUT, PSI DISPLAY
ITV2050-31N2N4	0-10 VDC INPUT SIGNAL, 1-5 VDC MONITOR OUTPUT, PSI DISPLAY

<b>PART NUMBER</b>	<b>ITV3000 TYPE, 4000 I/MIN, 0.9 MPA PRESSURE RANGE, 24VDC SUPPLY, 1/2" NPT</b>
ITV3050-04N4N4	4-20 mA SINKING INPUT SIGNAL, 4-20 mA SINKING MONITOR OUTPUT, PSI DISPLAY
ITV3050-31N4N4	0-10 VDC INPUT SIGNAL, 1-5 VDC MONITOR OUTPUT, PSI DISPLAY

<b>PART NUMBER</b>	<b>ITV3000 TYPE, 4000 I/MIN, 0.1 MPA PRESSURE RANGE, 24VDC SUPPLY, 1/4" NPT</b>
ITV3010-04N2CL4	4-20 mA SINKING INPUT SIGNAL, 4-20 mA SINKING MONITOR OUTPUT, WITH L BRACKET, RGT ANGLE CON, PSI DISPLAY

<b>PART NUMBER</b>	<b>ACCESSORIES</b>
KT-ITV-F1	FLAT BRACKET - FOR ITV1000
KT-ITV-L1	"L" BRACKET - FOR ITV1000
KT-ITV-F2	FLAT BRACKET - FOR ITV1000/2000
KT-ITV-L2	"L" BRACKET - FOR ITV1000/2000
P398020-501-3	RIGHT ANGLE CONNECTOR CORDSET, 3M



**NAQ**

**QUICK EXHAUST VALVE**

<b>PART NUMBER</b>	<b>3/8" BODY SIZE, DIAPHRAM</b>
NAQ2000-N02	Quick Exhaust, 1/4" NPT



**ISE30**

**DIGITAL PRESSURE SWITCH**

<b>PART NUMBER</b>	<b>POSITIVE PRESSURE DIGITAL SWITCH, 1/8" NPT PORT, NO LEAD WIRE</b>
ISE30-T1-25	Pressure Switch, NPN
ISE30-T1-65	Pressure Switch, PNP

<b>PART NUMBER</b>	<b>ACCESSORY</b>
ZS-27-A	2m Lead with connector



**NJ**

**FLOATING JOINT**

<b>PART NUMBER</b>	<b>FLOATING JOINT</b>
NJ08	Floating Joint, 12-20UNF THREAD SIZE



**NCA1**

**TIE ROD CYLINDER**

<b>PART NUMBER</b>	<b>DOUBLE ACTING, SINGLE ROD, AIR CUSHION, NO SWITCH</b>
NCA1S325-0200	Tie rod cylinder, 3-1/4" BORE, 2" STROKE
NCA1S325-0300	Tie rod cylinder, 3-1/4" BORE, 3" STROKE
NCA1Y0-G5H02-1200	Tie rod cylinder



## ROUND BODY CYLINDER, STAINLESS STEEL

**NCDM/NCM**

PART NUMBER	BUILT IN MAGNET, BASIC MOUNTING, NO CUSHION, NO SWITCH, 3/4" - 2" BORE
NCDMB075-0100	Roundy Body Actuator, Double Acting, Single Rod, 3/4" bore, 1 inch stroke
NCDMB075-0200	Roundy Body Actuator, Double Acting, Single Rod, 3/4" bore, 2 inch stroke
NCDMB075-0300	Roundy Body Actuator, Double Acting, Single Rod, 3/4" bore, 3 inch stroke
NCDMB075-0400	Roundy Body Actuator, Double Acting, Single Rod, 3/4" bore, 4 inch stroke
NCDMB075-0500	Roundy Body Actuator, Double Acting, Single Rod, 3/4" bore, 5 inch stroke
NCDMB075-0600	Roundy Body Actuator, Double Acting, Single Rod, 3/4" bore, 6 inch stroke
NCDMB088-0100	Roundy Body Actuator, Double Acting, Single Rod, 7/8" bore, 1 inch stroke
NCDMB088-0200	Roundy Body Actuator, Double Acting, Single Rod, 7/8" bore, 2 inch stroke
NCDMB088-0300	Roundy Body Actuator, Double Acting, Single Rod, 7/8" bore, 3 inch stroke
NCDMB088-0400	Roundy Body Actuator, Double Acting, Single Rod, 7/8" bore, 4 inch stroke
NCDMB088-0500	Roundy Body Actuator, Double Acting, Single Rod, 7/8" bore, 5 inch stroke
NCDMB088-0600	Roundy Body Actuator, Double Acting, Single Rod, 7/8" bore, 6 inch stroke
NCDMB106-0100	Roundy Body Actuator, Double Acting, Single Rod, 1 1/16" bore, 1 inch stroke
NCDMB106-0200	Roundy Body Actuator, Double Acting, Single Rod, 1 1/16" bore, 2 inch stroke
NCDMB106-0300	Roundy Body Actuator, Double Acting, Single Rod, 1 1/16" bore, 3 inch stroke
NCDMB106-0400	Roundy Body Actuator, Double Acting, Single Rod, 1 1/16" bore, 4 inch stroke
NCDMB106-0500	Roundy Body Actuator, Double Acting, Single Rod, 1 1/16" bore, 5 inch stroke
NCDMB106-0600	Roundy Body Actuator, Double Acting, Single Rod, 1 1/16" bore, 6 inch stroke
NCDMB125-0100	Roundy Body Actuator, Double Acting, Single Rod, 1 1/4" bore, 1 inch stroke
NCDMB125-0200	Roundy Body Actuator, Double Acting, Single Rod, 1 1/4" bore, 2 inch stroke
NCDMB125-0300	Roundy Body Actuator, Double Acting, Single Rod, 1 1/4" bore, 3 inch stroke
NCDMB125-0400	Roundy Body Actuator, Double Acting, Single Rod, 1 1/4" bore, 4 inch stroke
NCDMB125-0500	Roundy Body Actuator, Double Acting, Single Rod, 1 1/4" bore, 5 inch stroke
NCDMB125-0600	Roundy Body Actuator, Double Acting, Single Rod, 1 1/4" bore, 6 inch stroke
NCDMB200-0100	Roundy Body Actuator, Double Acting, Single Rod, 2" bore, 1 inch stroke
NCDMB200-0200	Roundy Body Actuator, Double Acting, Single Rod, 2" bore, 2 inch stroke
NCDMB200-0300	Roundy Body Actuator, Double Acting, Single Rod, 2" bore, 3 inch stroke
NCDMB200-0400	Roundy Body Actuator, Double Acting, Single Rod, 2" bore, 4 inch stroke
NCDMB200-0500	Roundy Body Actuator, Double Acting, Single Rod, 2" bore, 5 inch stroke
NCDMB200-0600	Roundy Body Actuator, Double Acting, Single Rod, 2" bore, 5 inch stroke

PART NUMBER	AUTO SWITCH FOR NCDM/NCM (AND OTHER CYLINDERS TOO)
D-B54L	Reed Switch

PART NUMBER	AUTO SWITCH MOUNTING BAND FOR NCDM/NCM
NBA-075	Band mount, 3/4" BORE CYLINDER
NBA-088	Band mount, 7/8" BORE CYLINDER
NBA-106	Band mount, 11/16" BORE CYLINDER
NBA-125	Band mount, 1 1/4" BORE CYLINDER
NBA-150	Band mount, 1 1/5" BORE CYLINDER



## HIGH SPEED/PRECISION CYLINDER

**NCG**

PART NUMBER	DOUBLE ACTING, SINGLE ROD, NO MAGNET
NCGNN50-0400	NCG Cylinder, 50mm bore, 4" stroke
NCGNN50-0200	NCG Cylinder, 50mm bore, 2" stroke
NCGNN50-0600	NCG Cylinder, 50mm bore, 6" stroke



**NC(D)Q2**

**COMPACT CYL, DOUBLE ACTING**

<b>PART NUMBER</b>	<b>NC(D)Q2 COMPACT CYLINDER, 16-50MM BORE, 10-100MM STROKE, NO SWITCH</b>
	Compact Actuator, 16mm Bore, 10mm Stroke
NCDQ2B16-20D	Compact Actuator, 16mm Bore, 20mm Stroke
NCDQ2B16-25D	Compact Actuator, 16mm Bore, 25mm Stroke
NCDQ2B25-15D	Compact Actuator, 25mm Bore, 15mm Stroke
NCDQ2B25-25D	Compact Actuator, 25mm Bore, 25mm Stroke
NCDQ2B25-40D	Compact Actuator, 25mm Bore, 40mm Stroke
NCDQ2A25-50D	Compact Actuator, 25mm Bore, 50mm Stroke
NCQ2A32-15D	Compact Actuator, 32mm Bore, 15mm Stroke, No Magnetic Piston
NCQ2WA32-20D	Compact Actuator, 32mm Bore, 20mm Stroke, No Magnetic Piston, Double Rod
NCQ2WA32-40D	Compact Actuator, 32mm Bore, 40mm Stroke, No Magnetic Piston, Double Rod
NCQ2A50-10D	Compact Actuator, 50 mm Bore, 10mm Stroke, No Magnetic Piston
NCDQ2B50-15D	Compact Actuator, 50mm Bore, 15mm Stroke
NCDQ2B50-25D	Compact Actuator, 50mm Bore, 25mm Stroke
NCQ2B50-25D	Compact Actuator, 50mm Bore, 25mm Stroke, No Magnetic Piston
NCQ2B50-25D	Compact Actuator, 50mm Bore, 25mm Stroke, No Magnetic Piston
NCDQ2A50-50D	Compact Actuator, 50mm Bore, 50mm Stroke
NCDQ2A50-75D	Compact Actuator, 50mm Bore, 75mm Stroke
NCDQ2A50-100D	Compact Actuator, 50mm Bore, 100mm Stroke

<b>PART NUMBER</b>	<b>ACCESSORIES</b>
D-A73HL	Reed Switch
D-A93L	Reed Switch
D-M9BL	Solid State switch, 2 wire, 24vdc, inline
BQ-1	Switch Bracket
BQ-2	Switch Bracket



**MIW**

**ESCAPEMENT**

<b>PART NUMBER</b>	<b>NO SWITCHES, NO SCRAPER, TAPPED ON ALL FACES, TWO FINGER TYPES</b>
MIW8-8D2	Two finger escapement, 8mm bore, 8mm stroke
MIW12-12D2	Two finger escapement, 12mm bore, 12mm stroke
MIW20-20D2	Two finger escapement, 20mm bore, 20mm stroke
MIW25-25D2	Two finger escapement, 25mm bore, 25mm stroke
MIW8-8D2A	Two finger escapement, 8mm bore, 8mm stroke, stroke adj
MIW12-12D2A	Two finger escapement, 12mm bore, 12mm stroke, stroke adj.
MIW20-20D2A	Two finger escapement, 20mm bore, 20mm stroke, stroke adj.
MIW25-25D2A	Two finger escapement, 25mm bore, 25mm stroke, stroke adj.



**MIS**

**ESCAPEMENT**

<b>PART NUMBER</b>	<b>NO SWITCHES, NO SCRAPER, TAPPED ON ALL FACES, SINGLE FINGER TYPES</b>
MIS8-10D2	Single Finger escapement, 8mm bore, 10mm stroke
MIS8-20D2	Single Finger escapement, 8mm bore, 20mm stroke
MIS12-10D2	Single Finger escapement, 12mm bore, 10mm stroke
MIS12-20D2	Single Finger escapement, 12mm bore, 20mm stroke
MIS12-30D2	Single Finger escapement, 12mm bore, 30mm stroke
MIS20-10D2	Single Finger escapement, 20mm bore, 10mm stroke
MIS20-20D2	Single Finger escapement, 20mm bore, 20mm stroke
MIS20-30D2	Single Finger escapement, 20mm bore, 30mm stroke
MIS25-30D2	Single Finger escapement, 25mm bore, 30mm stroke
MIS25-50D2	Single Finger escapement, 25mm bore, 50mm stroke
MIS8-10D2A	Single Finger escapement, 8mm bore, 10mm stroke, stroke adj
MIS8-20D2A	Single Finger escapement, 8mm bore, 20mm stroke, stroke adj
MIS12-10D2A	Single Finger escapement, 12mm bore, 10mm stroke, stroke adj
MIS12-20D2A	Single Finger escapement, 12mm bore, 20mm stroke, stroke adj
MIS12-30D2A	Single Finger escapement, 12mm bore, 30mm stroke, stroke adj
MIS20-10D2A	Single Finger escapement, 20mm bore, 10mm stroke, stroke adj
MIS20-20D2A	Single Finger escapement, 20mm bore, 20mm stroke, stroke adj
MIS20-30D2A	Single Finger escapement, 20mm bore, 30mm stroke, stroke adj
MIS25-30D2A	Single Finger escapement, 25mm bore, 30mm stroke, stroke adj
MIS25-50D2A	Single Finger escapement, 25mm bore, 50mm stroke, stroke adj



**MGQM**

**COMPACT GUIDE CYLINDER, SLIDE BEARING**

<b>PART NUMBER</b>	<b>NO SWITCHES</b>
MGQM32-25	Compact guided cylinder, 32MM BORE, 25MM STROKE



**MGP**

**COMPACT GUIDED CYLINDER**

<b>PART NUMBER</b>	<b>BORE SIZES 12MM - 50MM, STROKES 30MM - 200MM</b>
MGPM12-30	MGP cylinder 12mm Bore, 30mm Stroke, PT Port Type
MGPM12-50	MGP cylinder 12mm Bore, 50mm Stroke, PT Port Type
MGPM12-75	MGP cylinder, 12mm Bore, 75mm Stroke, PT Port Type
MGPM12-100	MGP cylinder, 12mm Bore, 100mm Stroke, PT Port Type
MGPM16-30	MGP cylinder, 16mm Bore, 30mm Stroke, PT Port Type
MGPM16-50	MGP cylinder, 16mm Bore, 50mm Stroke, PT Port Type
MGPM16-75	MGP cylinder, 16mm Bore, 75mm Stroke, PT Port Type
MGPM16-100	MGP cylinder, 16mm Bore, 100mm Stroke, PT Port Type
MGPM20N-20	MGP cylinder, 20mm Bore, 20mm Stroke, NPT Port Type
MGPM20N-30	MGP cylinder, 20mm Bore, 30mm Stroke, NPT Port Type
MGPM20N-50	MGP cylinder, 20mm Bore, 50mm Stroke, NPT Port Type
MGPM20N-75	MGP cylinder, 20mm Bore, 75mm Stroke, NPT Port Type
MGPM20N-100	MGP cylinder, 20mm Bore, 100mm Stroke, NPT Port Type
MGPM20N-150	MGP cylinder, 20mm Bore, 150mm Stroke, NPT Port Type
MGPM25N-30	MGP cylinder, 25mm Bore, 30mm Stroke, NPT Port Type
MGPM25N-50	MGP cylinder, 25mm Bore, 50mm Stroke, NPT Port Type
MGPM25N-75	MGP cylinder, 25mm Bore, 75mm Stroke, NPT Port Type
MGPM25N-100	MGP cylinder, 25mm Bore, 100mm Stroke, NPT Port Type
MGPM25N-125	MGP cylinder, 25mm Bore, 125mm Stroke, NPT Port Type
MGPM25N-150	MGP cylinder, 25mm Bore, 150mm Stroke, NPT Port Type
MGPM25N-200	MGP cylinder, 25mm Bore, 200mm Stroke, NPT Port Type
MGPM32N-25	MGP cylinder, 32mm Bore, 25mm Stroke, NPT Port Type
MGPM32N-50	MGP cylinder, 32mm Bore, 50mm Stroke, NPT Port Type
MGPM32N-75	MGP cylinder, 32mm Bore, 75mm Stroke, NPT Port Type
MGPM32N-100	MGP cylinder, 32mm Bore, 100mm Stroke, NPT Port Type
MGPM32N-150	MGP cylinder, 32mm Bore, 150mm Stroke, NPT Port Type
MGPM32N-200	MGP cylinder, 32mm Bore, 200mm Stroke, NPT Port Type
MGPM40N-50	MGP cylinder, 40mm Bore, 50mm Stroke, NPT Port Type
MGPM40N-75	MGP cylinder, 40mm Bore, 75mm Stroke, NPT Port Type
MGPM40N-100	MGP cylinder, 40mm Bore, 100mm Stroke, NPT Port Type
MGPM40N-150	MGP cylinder, 40mm Bore, 150mm Stroke, NPT Port Type
MGPM40N-200	MGP cylinder, 40mm Bore, 200mm Stroke, NPT Port Type
MGPM50N-50	MGP cylinder, 50mm Bore, 50mm Stroke, NPT Port Type
MGPM50N-75	MGP cylinder, 50mm Bore, 75mm Stroke, NPT Port Type
MGPM50N-100	MGP cylinder, 50mm Bore, 100mm Stroke, NPT Port Type
MGPM50N-150	MGP cylinder, 50mm Bore, 150mm Stroke, NPT Port Type
MGPM50N-200	MGP cylinder, 50mm Bore, 200mm Stroke, NPT Port Type



**MGJ**

**MINIATURE GUIDE ROD CYLINDER**

<b>PART NUMBER</b>	<b>NO SWITCHES INCLUDED, BUILT-IN MAGNETIC CYLINDER</b>
MGJ6-5	MGP cylinder, 6MM BORE, 5MM STROKE
MGJ6-10	MGP cylinder, 6MM BORE, 10MM STROKE
MGJ6-15	MGP cylinder, 6MM BORE, 15MM STROKE
MGJ10-5	MGP cylinder, 10MM BORE, 5MM STROKE
MGJ10-10	MGP cylinder, 10MM BORE, 10MM STROKE
MGJ10-15	MGP cylinder, 10MM BORE, 15MM STROKE
MGJ10-20	MGP cylinder, 10MM BORE, 20MM STROKE



**MXS**

**AIR SLIDE TABLE**

<b>PART NUMBER</b>	<b>CROSS ROLLER GUIDE, NO ADJUSTER, NO SWITCH</b>
MXS6-30	MXS Actuator, 6MM BORE, 30MM STROKE
MXS8-20	MXS Actuator, 8MM BORE, 20MM STROKE
MXS8-50	MXS Actuator, 8MM BORE, 50MM STROKE
MXS8-75	MXS Actuator, 8MM BORE, 75MM STROKE
MXS12-30	MXS Actuator, 12MM BORE, 30MM STROKE
MXS12-50	MXS Actuator, 12MM BORE, 50MM STROKE
MXS12-75	MXS Actuator, 12MM BORE, 75MM STROKE
MXS12-100	MXS Actuator, 12MM BORE, 100MM STROKE
MXS16-30	MXS Actuator, 16MM BORE, 30MM STROKE
MXS16-50	MXS Actuator, 16MM BORE, 50MM STROKE
MXS16-75	MXS Actuator, 16MM BORE, 75MM STROKE
MXS16-100	MXS Actuator, 16MM BORE, 100MM STROKE
MXS16-125	MXS Actuator, 16MM BORE, 125MM STROKE
MXS20-30	MXS Actuator, 20MM BORE, 30MM STROKE
MXS20-50	MXS Actuator, 20MM BORE, 50MM STROKE
MXS20-75	MXS Actuator, 20MM BORE, 75MM STROKE
MXS20-100	MXS Actuator, 20MM BORE, 100MM STROKE
MXS20-125	MXS Actuator, 20MM BORE, 125MM STROKE
MXS20-150	MXS Actuator, 20MM BORE, 150MM STROKE
MXS25-30	MXS Actuator, 25MM BORE, 30MM STROKE
MXS25-50	MXS Actuator, 25MM BORE, 50MM STROKE
MXS25-75	MXS Actuator, 25MM BORE, 75MM STROKE
MXS25-100	MXS Actuator, 25MM BORE, 100MM STROKE
MXS25-125	MXS Actuator, 25MM BORE, 125MM STROKE
MXS25-150	MXS Actuator, 25MM BORE, 150MM STROKE

<b>PART NUMBER</b>	<b>MXS ACCESSORY - SHOCK ABSORBER</b>
MXS-BS8	MXS8 Actuator SHOCK ABSORBER - EXTENSION END
MXS-BS12	MXS12 Actuator SHOCK ABSORBER - EXTENSION END
MXS-BS16	MXS16 Actuator SHOCK ABSORBER - EXTENSION END
MXS-BS20	MXS20 Actuator SHOCK ABSORBER - EXTENSION END
MXS-BS25	MXS25 Actuator SHOCK ABSORBER - EXTENSION END
MXS-BT8	MXS8 Actuator SHOCK ABSORBER - RETRACTION END
MXS-BT12	MXS12 Actuator SHOCK ABSORBER - RETRACTION END
MXS-BT16	MXS16 Actuator SHOCK ABSORBER - RETRACTION END
MXS-BT20	MXS20 Actuator SHOCK ABSORBER - RETRACTION END
MXS-BT25	MXS25 Actuator SHOCK ABSORBER - RETRACTION END

<b>PART NUMBER</b>	<b>MXS ACCESSORY - STROKE ADJUSTERS</b>
MXS-AS6	MXS6 Actuator STROKE ADJUSTER, 5MM ADJUSTMENT RANGE - EXTENSION END
MXS-AS8	MXS8 Actuator STROKE ADJUSTER, 5MM ADJUSTMENT RANGE - EXTENSION END
MXS-AS12	MXS12 Actuator STROKE ADJUSTER, 5MM ADJUSTMENT RANGE - EXTENSION END
MXS-AS16	MXS16 Actuator STROKE ADJUSTER, 5MM ADJUSTMENT RANGE - EXTENSION END
MXS-AS20	MXS20 Actuator STROKE ADJUSTER, 5MM ADJUSTMENT RANGE - EXTENSION END
MXS-AS25	MXS25 Actuator STROKE ADJUSTER, 5MM ADJUSTMENT RANGE - EXTENSION END
MXS-AT6	MXS6 Actuator STROKE ADJUSTER, 5MM ADJUSTMENT RANGE - RETRACTION END
MXS-AT8	MXS8 Actuator STROKE ADJUSTER, 5MM ADJUSTMENT RANGE - RETRACTION END
MXS-AT12	MXS12 Actuator STROKE ADJUSTER, 5MM ADJUSTMENT RANGE - RETRACTION END
MXS-AT16	MXS16 Actuator STROKE ADJUSTER, 5MM ADJUSTMENT RANGE - RETRACTION END
MXS-AT20	MXS20 Actuator STROKE ADJUSTER, 5MM ADJUSTMENT RANGE - RETRACTION END
MXS-AT25	MXS25 Actuator STROKE ADJUSTER, 5MM ADJUSTMENT RANGE - RETRACTION END



**CK1**

**CLAMP CYLINDER, STANDARD**

<b>PART NUMBER</b>	<b>CLAMP CYLINDER</b>
CK1A63-100YK	Clamp Cylinder, 63MM BORE, 100MM STROKE, DOUBLE KNUCKLE JOINT, NO SWITCH



**MK**

**ROTARY CLAMP CYLINDER, STANDARD**

<b>PART NUMBER</b>	<b>ROTARY CLAMP CYLINDER, NPT THREAD OPTION</b>
MKA40-20LN-XC18	Clamp Cylinder, 40MM BORE, 20MM STROKE, LEFT ROTATION, ARM OPTION
MKA40-20RN-XC18	Clamp Cylinder, 40MM BORE, 20MM STROKE, RIGHT ROTATION, ARM OPTION



**KQ2**

**FITTINGS, INCH SIZE, ONE-TOUCH**

**PART NUMBER****DESCRIPTION - STRAIGHT TYPE**

KQ2H03-32	Str. 5/32" tube - 10/32 thd
KQ2H07-32	Str. 1/4" tube - 10/32 thd
KQ2H03-34S	Str. 5/32" tube - 1/8 thd
KQ2H07-34S	Str. 1/4" tube - 1/8 thd
KQ2H09-34S	Str. 5/16 tube, 1/8 thd
KQ2H11-34S	Str. 3/8" tube - 1/8 thd
KQ2H03-35S	Str. 5/32" tube - 1/4 thd
KQ2H07-35S	Str. 1/4" tube - 1/4 thd
KQ2H09-35S	Str. 5/16 tube, 1/4 thd
KQ2H11-35S	Str. 3/8" tube - 1/4 thd
KQ2H07-36S	Str. 1/4" tube - 3/8 thd
KQ2H11-36S	Str. 3/8" tube - 3/8 thd
KQ2H13-36S	Str. 1/2" tube - 3/8 thd
KQ2H11-37S	Str. 3/8" tube - 1/2 thd
KQ2H13-37S	Str. 1/2" tube - 1/2 thd

**PART NUMBER****DESCRIPTION - ELBOW TYPE**

KQ2L03-32	Elb. 5/32" tube - 10/32 thd
KQ2L07-32	Elb. 1/4" tube - 10/32 thd
KQ2L03-34S	Elb. 5/32" tube - 1/8 thd
KQ2L07-34S	Elb. 1/4" tube - 1/8 thd
KQ2L09-34S	Elb. 5/16 tube - 1/8 thd
KQ2L11-34S	Elb. 3/8" tube - 1/8 thd
KQ2L03-35S	Elb. 5/32" tube - 1/4 thd
KQ2L07-35S	Elb. 1/4" tube - 1/4 thd
KQ2L09-35S	Elb. 5/16 tube - 1/4 thd
KQ2L11-35S	Elb. 3/8" tube - 1/4 thd
KQ2L07-36S	Elb. 1/4" tube - 3/8 thd
KQ2L11-36S	Elb. 3/8" tube - 3/8 thd
KQ2L13-36S	Elb. 1/2" tube - 3/8 thd
KQ2L11-37S	Elb. 3/8" tube - 1/2 thd
KQ2L13-37S	Elb. 1/2" tube - 1/2 thd

**PART NUMBER****DESCRIPTION - UNION TEE**

KQ2T09-34S	5/16" Tube - 1/8" thd
------------	-----------------------

**PART NUMBER****DESCRIPTION - STRAIGHT UNION**

KQ2H03-00	Straight Union 5/32"
KQ2H07-00	Straight Union 1/4"
KQ2H11-00	Straight Union 3/8"
KQ2H13-00	Straight Union 1/2"

**PART NUMBER****DESCRIPTION - STRAIGHT UNION - ADAPTER FOR DIFFERENT SIZED TUBING**

KQ2H07-09	Straight Union 1/4" to 5/16"
-----------	------------------------------



PART NUMBER	DESCRIPTION - UNION ELBOW
KQ2L03-00	Union Elbow 5/32"
KQ2L07-00	Union Elbow 1/4"
KQ2L09-00	Union Elbow 5/16"
KQ2L11-00	Union Elbow 3/8"
KQ2L13-00	Union Elbow 1/2"



PART NUMBER	DESCRIPTION - UNION TEE
KQ2T03-00	Union Tee 5/32"
KQ2T07-00	Union Tee 1/4"
KQ2T09-00	Union Tee 5/16"
KQ2T11-00	Union Tee 3/8"
KQ2T13-00	Union Tee 1/2"



PART NUMBER	DESCRIPTION - UNION "Y"
KQ2U03-00	Union "Y" 5/32"
KQ2U07-00	Union "Y" 1/4"
KQ2U09-00	Union "Y" 5/16"
KQ2U11-00	Union "Y" 3/8"
KQ2U13-00	Union "Y" 1/2"





PART NUMBER	DESCRIPTION - BULKHEAD UNION
KQ2E03-00	Bulkhead Union 5/32"
KQ2E07-00	Bulkhead Union 1/4"
KQ2E11-00	Bulkhead Union 3/8"





PART NUMBER	DESCRIPTION - PLUG
KQ2P-03	Plug 5/32"
KQ2P-07	Plug 1/4"
KQ2P-09	Plug 5/16"
KQ2P-11	Plug 3/8"
KQ2P-13	Plug 1/2"


 <p><b>KQ2</b></p>	<b>FITTINGS, INCH SIZE, UNI ONE-TOUCH</b>
--	---

	
<b>PART NUMBER</b>	<b>DESCRIPTION - STRAIGHT UNI</b>
KQ2H03-U01	Str. Uni Fit 5/32" Tube - 1/8"
KQ2H03-U02	Str. Uni Fit 5/32" Tube - 1/4"
KQ2H07-U01	Str. Uni Fit 1/4" Tube - 1/8"
KQ2H07-U02	Str. Uni Fit 1/4" Tube - 1/4"
KQ2H07-U03	Str. Uni Fit 1/4" Tube - 3/8"
KQ2H11-U02	Str. Uni Fit 3/8" Tube - 1/4"
KQ2H11-U03	Str. Uni Fit 3/8" Tube - 3/8"
KQ2H11-U04	Str. Uni Fit 3/8" Tube - 1/2"
KQ2H13-U02	Str. Uni Fit 1/2" Tube - 1/4"
KQ2H13-U03	Str. Uni Fit 1/2" Tube - 3/8"
KQ2H13-U04	Str. Uni Fit 1/2" Tube - 1/2"

	
<b>PART NUMBER</b>	<b>DESCRIPTION - ELBOW UNI</b>
KQ2L03-U01	Elb. Uni Fit 5/32" Tube - 1/8"
KQ2L03-U02	Elb. Uni Fit 5/32" Tube - 1/4"
KQ2L07-U01	Elb. Uni Fit 1/4" Tube - 1/8"
KQ2L07-U02	Elb. Uni Fit 1/4" Tube - 1/4"
KQ2L07-U03	Elb. Uni Fit 1/4" Tube - 3/8"
KQ2L11-U02	Elb. Uni Fit 3/8" Tube - 1/4"
KQ2L11-U03	Elb. Uni Fit 3/8" Tube - 3/8"
KQ2L11-U04	Elb. Uni Fit 3/8" Tube - 1/2"
KQ2L13-U02	Elb. Uni Fit 1/2" Tube - 1/4"
KQ2L13-U03	Elb. Uni Fit 1/2" Tube - 3/8"
KQ2L13-U04	Elb. Uni Fit 1/2" Tube - 1/2"

<b>NAS</b>	<b>FITTINGS, ONE-TOUCH, SPEED CONTROL</b>
	
<b>PART NUMBER</b>	<b>SPEED CONTROLLER, ONE-TOUCH FITTING, INLINE</b>
NAS1001F-03	Inline Flow Ctrl. 5/32 tube
NAS2051F-07	Inline Flow Ctrl. 1/4 tube
NAS3001F-11	Inline Flow Ctrl. 3/8 tube
NAS4001F-13	Inline Flow Ctrl. 1/2 tube

	
<b>PART NUMBER</b>	<b>SPEED CONTROLLER, THREAD/ONE-TOUCH FITTING, ELBOW</b>
NAS2201F-N01-07S	Elb. Flow Control 1/4 tube - 1/8 Thd.
NAS2201F-N02-07S	Elb. Flow Control 1/4 tube - 1/4 Thd.
NAS3201F-N02-11S	Elb. Flow Control 3/8 tube - 1/4 Thd.
NAS3201F-N03-11S	Elb. Flow Control 3/8 tube - 3/8 Thd.
NAS4201F-N04-13S	Elb. Flow Control 1/2 tube - 1/2 Thd.

<b>NAS/AS</b>	<b>SPEED CONTROL, METAL BODY, NPT THREADS</b>
	
<b>PART NUMBER</b>	<b>SPEED CONTROLLER, THREAD, INLINE METAL BODY</b>
NAS2000-N01	Inline metal body 1/8" Thread
NAS2000-N02	Inline metal body 1/4" Thread
NAS3000-N03	Inline metal body 3/8" Thread
NAS4000-N04	Inline metal body 1/2" Thread

**PART NUMBER** **SPEED CONTROLLER, THREAD, ELBOW METAL BODY**

AS2200-N01-SD Elbow metal body, 1/8" Thread

AS2200-N02-SD Elbow metal body, 1/4" npt

**VR12****SHUTTLE VALVE****PART NUMBER** **TRANSMITTER, SHUTTLE VALVE**

VR1220-02 Shuttle Valve, Rc(PT) 1/4" PORTS

**T - TUBING****TUBING****PART NUMBER** **TUBING - POLYURETHANE, 100'**

TIUB01BU-33 1/8" blue polyurethane

TIUB01R-33 1/8" red polyurethane

TIUB01C-33 1/8" clear polyurethane

TIUB01B-33 1/8" black, polyurethane

TU0425BU-33 5/32" blue polyurethane

TU0425R-33 5/32" red polyurethane

TU0425C-33 5/32" clear polyurethane

TU0425B-33 5/32" black polyurethane

TIUB07BU-33 1/4" blue polyurethane

TIUB07R-33 1/4" red polyurethane

TIUB07C-33 1/4" clear polyurethane

TIUB07B-33 1/4" black polyurethane

TIUB11BU-33 3/8" blue polyurethane

TIUB11R-33 3/8" red polyurethane

TIUB11C-33 3/8" clear polyurethane

TIUB11B-33 3/8" black polyurethane

TIUB13BU-33 1/2" blue polyurethane

TIUB13R-33 1/2" red polyurethane

TIUB13C-33 1/2" clear polyurethane

TIUB13B-33 1/2" black polyurethane

**PART NUMBER** **DOUBLE LAYERED TUBING, 100M**

TRB0806BU-100 8MM OD, 6MM ID, BLUE

**PART NUMBER** **TUBE CUTTERS AND STRIPPERS**

TK-1 Tube Cutter - 13MM OD OR LESS

TK-3 Tube Cutter - 12MM OD OR LESS

TKS-08 Tube Stripper - TRB DOUBLE LAYERED TUBING TYPE